

## **SPECIFICATION FOR APPROVAL**

**MODEL : SLA-P**

**PYROELECTRIC INFRARED SENSOR**

**CUSTOMER:  
APPROVED BY:  
DATE:**

**TYPE: SLA-P**

**PAGE: 1 /6**

**CHART:**

**EDITION: A**

**NICERA SENSOR CO.,LTD**

## TYPE OF SENSOR

GENERAL PURPOSE DUAL ELEMENTS

## PHYSICAL CONFIGURATION

- |                        |                                |
|------------------------|--------------------------------|
| (1) PACKAGE            | TO-5 METAL CAN<br>SEE FIGURE A |
| (2) SENSITIVE AREA     | 2.3×1.0 mm                     |
| (3) LEAD CONFIGURATION | SEE FIGURE B,C                 |

## ELECTRICAL CHARACTERISTICS (AT 25±5°C)

- |                                |   |
|--------------------------------|---|
| (1) CIRCUIT CONFIGURATION      | SEE FIGURE D  |
| (2) SUPPLY VOLTAGE             | 2.2~15 V DC (Drain-Ground)<br>(Rs: 47K Ω)   |
| (3) OFFSET VOLTAGE             | 0.4~1.0 V<br>TYP 0.6 V (V <sub>D</sub> =10V, Rs=47K Ω)  |
| (4) SIGNAL OUTPUT              | Min 3.5 Vp-p<br>TYP 5.0 Vp-p (Source-Ground)<br>(BLACK BODY 420K; CHOPPER<br>FREQUENCY 1Hz: MEASUREMENT<br>AMP. 0.3~3.0Hz、72.5db(AT 1Hz))<br>SEE FIGURE F |
| (5) SENSITIVITY 420K, 1Hz      | 4300 V/W  |
| (6) DETECTIVITY (420K,1Hz,1Hz) | 1.65×10 <sup>8</sup> cmHz <sup>1/2</sup> /W   |
| (7) BALANCE OUTPUT             | Max 15% (Source-Ground) B/S<br>(BLACK BODY 420K; CHOPPER<br>FREQUENCY 1Hz: MEASUREMENT<br>AMP. 0.3~3.0Hz、72.5db(AT 1Hz))<br>SEE FIGURE G                  |

TYPE: SLA-P

PAGE: 2 /6

CHART:

EDITION: A

NICERA SENSOR CO.,LTD



- A. IN RAPID ENVIRONMENTAL TEMPERATURE CHANGES.
- B. IN STRONG SHOCK OR VIBRATION. CUSTOMERS TO USE FALL PROTECTION, CERAMIC CHIP FRAGILE.
- C. IN A PLACE WHERE THERE ARE OBSTRUCTING MATERIALS (GLASS.FOG.ETC) THROUGH WHICH INFRARED RAYS CANNOT PASS WITHIN DETECTION AREA.
- D. IN FLUID. CORROSIVE GASES AND SEA BREEZE.
- E. CONTINUAL USE IN HIGH HUMIDITY ATMOSPHERE.
- F. EXPOSED TO DIRECT SUN LIGHT OR HEADLIGHTS OF AUTOMOBILES.
- G. EXPOSED TO DIRECT WIND FROM A HEATER OR AIR CONDITIONS.
- H. PRODUCTION PROCESS, NOT THE ACCUMULATION OF STACKED PCB BOARD,THE FILTER IS EASILY DAMAGED.

**3. ASSEMBLY RESTRICTIONS/PRECAUTIONS**

**SOLDERING-----**

- A. USE SOLDERING IRONS WHEN SOLDERING.
- B. AVOID KEEPING PINS OF THIS HOT FOR A LONG TIME AS EXCESSIVE HEAT MAY CAUSE DETERIORATION OF ITS QUALITY.(E.G. WITHIN 5 SEC. AT 350°C)
- C. AVOID STATIC ELECTRICITYOR STRONG ELECTROMAGNETIC WAVES. RECOMMENDED TO WEAR A SHIELD RING.

**WASHING-----**

- A. BE SURE TO WASH OUT ALL FLUX AFTER SOLDERING AS RENAINDER MAY CAUSE MALFUNCTIONS.
- B. USE A BRUSH WHEN WASHING.WASHING WITH AN ULTRASONIC CLEANER MAY CAUSE OPERATIONAL FAILURE.

**4.HANDLING AND STORAGE RESTRICTIONS/PRECAUTIONS**

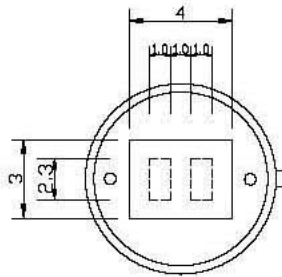
TO PREVENT SENSOR MALFUNCTIONS, OPERATIONAL FAILURE. APPEARANCE DAMAGE OR ANY DETERIORATION OF ITS CHARACTERISTICS. DO NOT EXPOSE THIS SENSOR TO THE FOLLOWING OR SIMILAR, HANDLING AND STORAGE CONDITIONS.

- A. VIBRATION FOR A LONG TIME.
- B. STRONG SHOCK.
- C. STATIC ELECTRICITYOR STRONG ELECTROMAGNETIC WAVES.
- D. HIGH TEMPERATURE AND HUMIDITY FOR A LONG TIME.
- E. CORROSIVE GASES OR SEA BREEZE.
- F. DIRTY AND DUSTY ENVIRONMENTS THAT MAY CONTAMINATE THE OPTICAL WINDOWS.

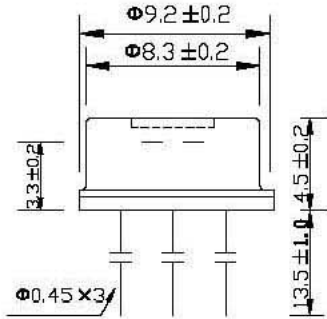
SENSOR TROUBLES RESULTING FROM MISUSE. INAPPROPRIATE HANDLING OR STORAGE ARE NOT THE MANUFACTURER ' S RESPONSIBILITY.

TYPE: SLA-P	PAGE: 4 /6	CHART:	EDITION: A
NICERA SENSOR CO.,LTD			

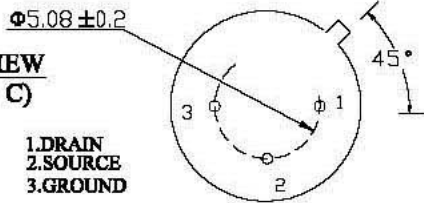
**TOP VIEW  
(FIGURE A)**



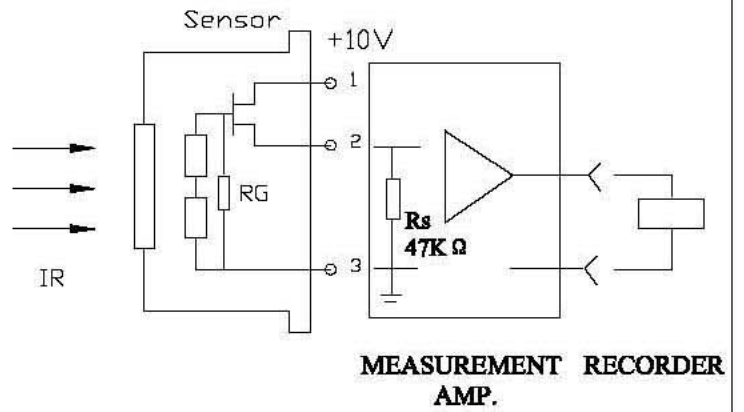
**SIDE VIEW  
(FIGURE B)**



**BASE VIEW  
(FIGURE C)**

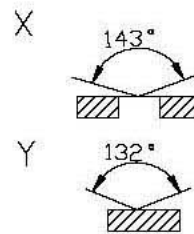


**CIRCUIT CONFIGURATION  
(FIGURE D)**



**MEASUREMENT RECORDER  
AMP.**

**FIELD OF VIEW  
(FIGURE I)**



**TYPE: SLA-P**

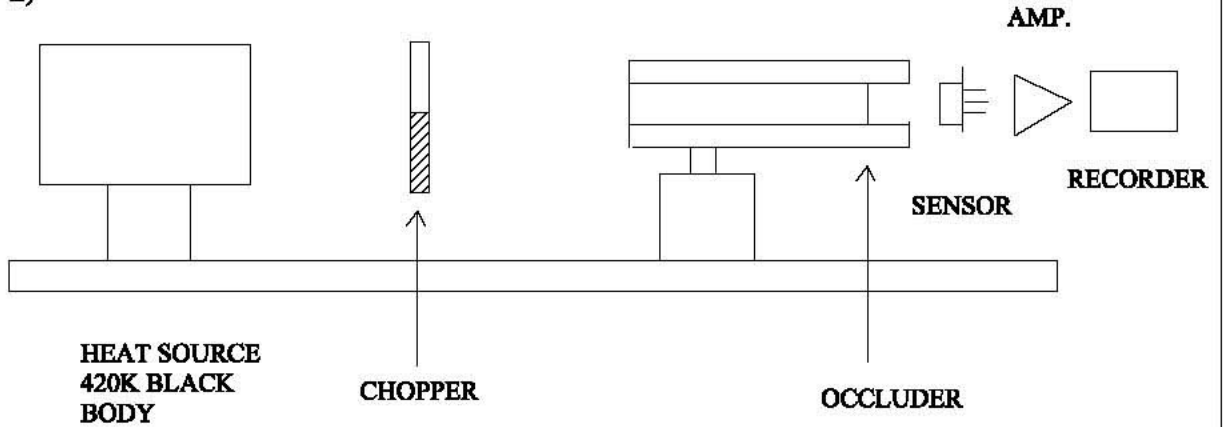
**PAGE: 5/6**

**CHART:**

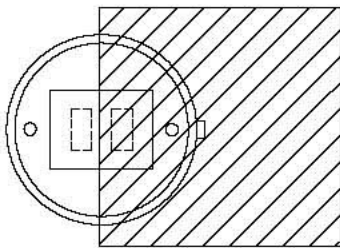
**EDITION: A**

**NICERA SENSOR CO.,LTD**

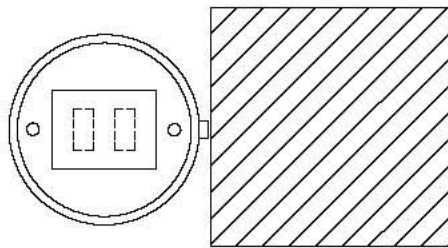
**TEST DIAGRAM  
(FIGURE E)**



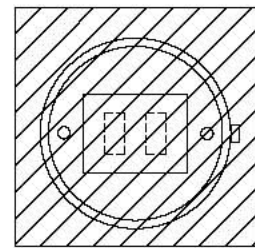
**OCCLUDER POSITION**



**SIGNAL OUTPUT  
(FIGURE F)**



**BALANCE OUTPUT  
(FIGURE G)**



**NOISE OUTPUT  
(FIGURE H)**

**TYPE: SLA-P**

**PAGE: 6/6**

**CHART:**

**EDITION: A**

**NICERA SENSOR CO.,LTD**